

# Cube WL VX125-WD



## Wide Beam Pattern

For a large-area and particularly wide light distribution



## Up to 67 m long beam

See and be seen with OSRAM



## Robust and vibration resistant

Specially designed for demanding work environments



## IP & IK protection classes

Tested and validated in a DIN-certified environmental simulation laboratory regarding extreme external influences such as water, dust, shocks, impacts, heat, cold, permanent vibrations and many more



## Powerful LED working lights

With the OSRAM LEDriving Cube WL VX125-WD, you achieve impressive illumination on dark field and forest paths, off-road and off the beaten tracks. The working light combines affordability with exceptional performance, quality and functionality, providing users with impressive visibility at workplaces beyond roads and off-road areas. Designed to meet diverse tasks, the working light impress with a luminous flux of up to 3000lm and a wide beam pattern with wide light distribution, significantly enhancing safety at work for you and others. Even in dim light and reduced visibility, the working light with up to 6000 Kelvin can provide conditions similar to daylight. Versatile applicable, it defies numerous environmental influences and, thanks to high-quality materials such as the aluminum housing and the stable polycarbonate lens, it is particularly light and at the same time robust and resistant. The LEDriving Cube WL VX125-WD has been tested and validated with the IP-Protection Classes IP6K8 & IP6K9K in our DIN certified environmental simulation laboratory for extreme external influences regarding water, dust, impacts, heat, cold and permanent vibration. It is an effective and efficient addition to your vehicle and can be attached to trucks, agricultural machinery, commercial vehicles, construction vehicles and off-road vehicles<sup>1)</sup>. OSRAM provides a 2-year guarantee<sup>2)</sup>.<sup>1)</sup> Additional working lights without ECE approval for use as work lights are approved for use on any vehicle according to German Road Traffic Licensing Regulations (StVZO) §52 (7). However, they must not be used and switched on while driving. In addition, individual special regulations, and laws of countries outside Germany must be observed. <sup>2)</sup>For precise conditions refer to: [www.osram.com/am-guarantee](http://www.osram.com/am-guarantee)

Product family datasheet

Technical data





	Product information		Electrical data	Photometrical data	Lifespan	Capabilities
Product description	Order reference	Application (Category and Product specific)	Nominal wattage	Luminous flux	Lifespan Tc	Technology
Cube WL VX125-WD LEDWL108-WD	LEDWL108-WD	Working light application	30.00 W	3000 lm	> 5000 h	LED <sup>1)</sup>

	Certificates & standards			Logistical data
Product description	Type of protection	Approval marks – approval	Standards	Commodity code
Cube WL VX125-WD LEDWL108-WD	IP6K8/IP6K9K	E9 approval	ECE R10	85122000900

	Environmental information Information according Art. 33 of EU Regulation (EC) 1907/2006 (REACH)		
Product description	Date of Declaration	Primary Article Identifier	Declaration No. in SCIP database
Cube WL VX125-WD LEDWL108-WD	16-02-2024	4062172355186	In work

<sup>1)</sup> Light-emitting diode application

Download Data

File	
	User instruction LEDriving Cube WL VX125 WD
	Movie application OSRAM Quality Testing LEDriving working and driving lights (EN)
	Movie application OSRAM LEDdriving and working lights Imagefilm (EN)
	Movie application LEDriving Driving and Working Lights Reference Video (EN)

Safety advice

For detailed application information, please refer to the product data sheet and the user instruction

Legal advice

1) Additional working lights without ECE approval for use as work lights are approved for use on any vehicle according to German Road Traffic Licensing Regulations (StVZO) §52 (7). However, they must not be used and switched on while driving. In addition, individual special regulations, and laws of countries outside Germany must be observed.

2) For precise conditions refer to: [www.osram.com/am-guarantee](http://www.osram.com/am-guarantee)

Application advice

For more detailed application information and graphics please see product datasheet.

Disclaimer

Subject to change without notice. Errors and omission excepted. Always make sure to use the most recent release.