

## OTi DALI 50/220...240/1A4 NFC LP

OPTOTRONIC Intelligent – DALI NFC LP | Compact constant current LED driver – Dimmable



### Product family features

- Supply voltage: 220...240 V
- Line frequency: 0 Hz | 50 Hz | 60 Hz
- Line voltage: 198...264 V
- Lifetime: up to 100,000 h
- Type of protection: IP20

### Product family benefits

- Small housing for flexible luminaire designs
- Versatile DALI window driver due to flexible output characteristic
- Easy and fast output current setting via NFC
- Very high efficiency
- High-quality dimming of 1...100 % by amplitude dimming
- DALI-2 certified incl. Parts 251, 252, 253
- Easy to use in corridors and restrooms because of three-level Corridor function
- Touch DIM application: easy to control via pushbutton or sensor



### Areas of application

- Suitable for downlights, spotlights and LED panels
- Suitable for use in luminaires with flexible current setting
- Installation in emergency lighting systems according to IEC 61347-2-13, appendix J
- Suitable for indoor SELV installations
- Suitable for luminaires of protection classes I and II

## Technical data

### Electrical data

Nominal input voltage	220...240 V
Mains frequency	0,50,60 Hz
Input voltage AC	198...264 V <sup>1)</sup>
Input voltage DC	176...276 V
Total harmonic distortion	< 10 % <sup>2)</sup>
Power factor $\lambda$	064C...098
Efficiency in full-load	90 % <sup>3)</sup>
Device power loss	-
Inrush current	20 A <sup>4)</sup>
Max. ECG no. on circuit breaker 10 A (B)	12
Max. ECG no. on circuit breaker 16 A (B)	20
Surge capability (L/N-Ground)	2 kV
Surge capability (L-N)	1 kV
Nominal output voltage	15...54 V <sup>5)</sup>
U-OUT (working voltage)	60 V
Nominal output current	600...1400 mA <sup>6)</sup>
Default output current	1050 mA
Galvanic isolation primary/secondary	SELV
Galvanic isolation DALI/mains	Basic
Galvanic isolation DALI/output	SELV
Current set	DALI / NFC
Output current tolerance	$\pm 3$ %
Output ripple current (100 Hz)	< 5 % <sup>7)</sup>
Output PSTLM	$\leq 1$
Output SVM	$\leq 0.4$
Nominal output power	55 W <sup>8)</sup>
Maximum output power	55 W <sup>8)</sup>
Networked standby power	$\leq 0.19$ W <sup>3)</sup>

<sup>1)</sup> Permitted voltage range

<sup>2)</sup> At full load, 220...240 V, 50 Hz / see graphs

<sup>3)</sup> at 230 V, 50 Hz

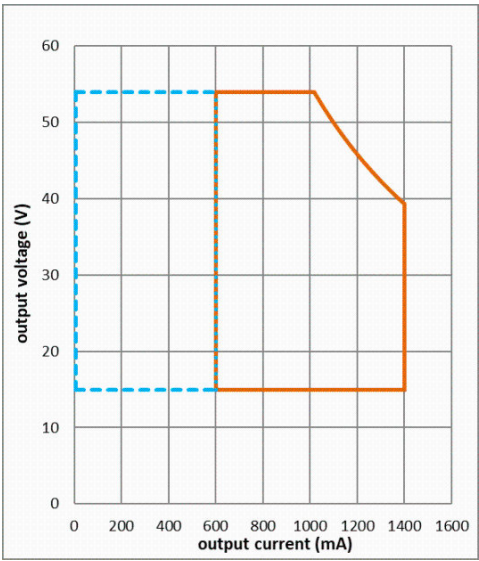
<sup>4)</sup>  $t_{\text{width}} = 200 \mu\text{s}$  (measured at 50 %  $I_{\text{peak}}$ )

<sup>5)</sup> Maximum 60 V

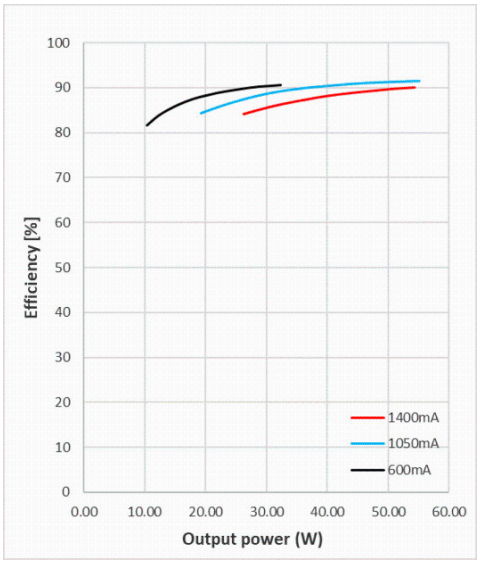
<sup>6)</sup>  $\pm 3\%$

<sup>7)</sup> Ripple average at 100 Hz

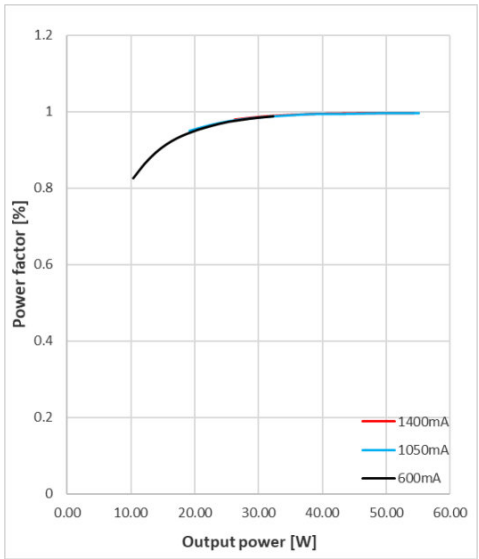
<sup>8)</sup> Partial load 9...55 W



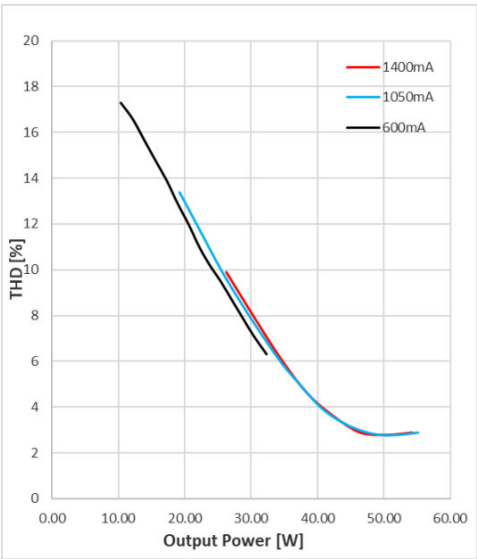
OTI DALI 50 NFC LP Operating window



OTI DALI 50 NFC LP Typical Efficiency vs. Load (230 V 50 Hz)




OTI DALI 50 NFC LP Typical Power Factor vs. Load



OTI DALI 50 NFC LP Typical THD Vs Load

Dimensions & weight



Mounting hole spacing, length	94.0 mm
Mounting hole spacing, width	58.0 mm
Product weight	17500 g
Cable cross-section, input side	0.5...1.5 mm <sup>2</sup> <sup>1)</sup>
Cable cross-section, output side	0.5...1.5 mm <sup>2</sup> <sup>1)</sup>
Wire preparation length, input side	7...8 mm
Wire preparation length, output side	7...8 mm
Length	1030 mm
Width	670 mm
Height	225 mm

<sup>1)</sup> Solid or flexible leads

Colors & materials

Casing material	Plastic
-----------------	---------

Temperatures & operating conditions

Ambient temperature range	-20...+50 °C
Maximum temperature at tc test point	75 °C <sup>1)</sup>
Max.housing temperature in case of fault	110 °C
Temperature range at storage	-40...+85 °C
Permitted rel. humidity during operation	5...85 % <sup>2)</sup>

<sup>1)</sup> Maximum at the Tc-point

<sup>2)</sup> Maximum 56 days/year at 85 %

Lifespan

ECG lifetime	50000 / 100000 h <sup>1)</sup>
--------------	--------------------------------

<sup>1)</sup>  $T_c = 75^{\circ}\text{C}, 0.2\% / 1,000 \text{ h failure rate} / T_c = 65^{\circ}\text{C}, 0.1\% / 1,000 \text{ h failure rate}$

Additional product data

Encapsulated	No
--------------	----

Capabilities

Dimmable	Yes
Dimming interface	DALI-2 / Touch DIM / Touch DIM Sensor
Dimming range	1...100 %
Dimming method	Amplitude Modulation
Overheating protection	Automatic reversible
Overload protection	Automatic reversible
Short-circuit protection	Automatic reversible
No-load proof	Yes
Intended for no-load operation	No
Max. cable length to lamp/LED module	2.0 m <sup>1)</sup>
Suitable for fixtures with prot. class	I / II
Type of connection, input side	Push terminal
Type of connection, output side	Push terminal
Suitable for through-wiring	No
Suitable for emergency lighting	Yes
Constant lumen function	Programmable
Programming interface	DALI, NFC
Control interface	DALI
Detection angle (Light sensor)	-
Number of channels	1
DALI-2 Energy Data	Yes <sup>2)</sup>
DALI-2 Diagnostic Data	Yes <sup>3)</sup>

<sup>1)</sup> Output wires must be routed as close as possible to each other

<sup>2)</sup> Acc. DALI part 252

<sup>3)</sup> Acc. DALI part 253

Programming

Box programming	Yes
Tuner4TRONIC	Yes
Tuner4TRONIC Field App	Yes
Programming device	DALI / NFC

Programmable features

Operating Current	Yes
Constant Lumen	Yes

Product datasheet

Lamp Operating Time	Yes
Driver Guard	Yes
DALI Settings	Yes
Emergency Mode	Yes
DALI-2 Luminaire Data	Yes <sup>1)</sup>
Configuration Lock	Yes
Soft Switch Off	Yes
Dim to Dark	Yes
TouchDIM + Sensor	Yes
Corridor Functionality	Yes
OEM Key	No

<sup>1)</sup> Acc. DALI part 251

Certificates & standards

Approval marks – approval	CE / UKCA / EL / DALI-2 / EAC
Standards	Acc. to EN 61347-1/Acc. to EN 61347-2-13/Acc. to EN 55015/Acc. to EN 61547/Acc. to EN 61000-3-2/Acc. to EN 62384/Acc. to EN 62386/Acc. to IEC 62386-101:Ed2/Acc. to IEC 62386-102:Ed2/Acc. to IEC 62386-207:Ed1
Protection class	II
Type of protection	IP20

Logistical data

Commodity code	85044083900
----------------	-------------






Environmental information

Information according Art. 33 of EU Regulation (EC) 1907/2006 (RECh)	
Date of Declaration	21-04-2023
Primary Article Identifier	4062172224024
Candidate List Substance 1	Lead
CAS No. of substance 1	7439-92-1
Safe Use Instruction	The identification of the Candidate List substance is sufficient to allow safe use of the article.
Declaration No. in SCIP database	7ddb7e17-068a-489b-99d3-99860a97aaa4

Download Data

File
------

Product datasheet

	User instruction OPTOTRONIC LED Power Supply
	CAD data OTI DALI 50 NFC LP IGS 271021
	CAD data OTI DALI 50 NFC LP STEP 271021
	CAD Data 2-dim OTI DALI 50 NFC LP CAD2PDF 271021
	CAD data 3-dim OTI DALI 50 NFC LP CAD3PDF 271021

Ecodesign regulation information:

Intended for use with LED modules.

The forward voltage of the LED light source shall be within the defined operating window of the control gear in all operating conditions including dimming if applicable.

Separate control gear and light sources must be disposed of at certified disposal companies in accordance with Directive 2012/19/EU (WEEE) in the EU and with Waste Electrical and Electronic Equipment (WEEE) Regulations 2013 in the UK. For this purpose, collection points for recycling centres and take-back systems (CRSO) are available from retailers or private disposal companies, which accept separate control gear and light sources free of charge. In this way, raw materials are conserved and materials are recycled.

Logistical Data

Product code	Product description	Packaging unit (Pieces/Unit)	Dimensions (length x width x height)	Volume	Gross weight
4062172224024	OTi DALI 50/220...240/1A4 NFC LP	Shipping carton box 20	218 mm x 124 mm x 155 mm	4.19 dm <sup>3</sup>	3613.00 g

The mentioned product code describes the smallest quantity unit which can be ordered. One shipping unit can contain one or more single products. When placing an order, for the quantity please enter single or multiples of a shipping unit.

Data privacy

## Product datasheet

This OSRAM driver can be configured using the Tuner4TRONIC software. This requires registering on [www.myosram.com](http://www.myosram.com) and downloading the Tuner4TRONIC software from the Internet. The Tuner4TRONIC software enables users to access and view the operational data of a luminaire or driver via the corresponding programming interfaces. A password key (Config Lock) must be set up in the driver via the Tuner4TRONIC software in order to control which users can access and view operational data. Follow the instructions for password setup. To grant an external person or company rights to access or view operational data, you can assign password keys. In this case, however, you are responsible for ensuring that the third party concerned takes notice of the information described here. However, OSRAM can read out operating data from devices for maintenance and service purposes even when a password key has been assigned. In individual cases, OSRAM will also use its access rights in order to optimize or improve driver hardware and driver functions. In accordance with data privacy principles, any user of operating data (luminaire manufacturers, third parties with access rights) must ensure that personal data (e.g. name, address, location IDs) are only merged with the prior written consent of the person (end user) concerned. The respective user of the operating data is responsible for providing evidence of consent.

---

### Disclaimer

Subject to change without notice. Errors and omission excepted. Always make sure to use the most recent release.